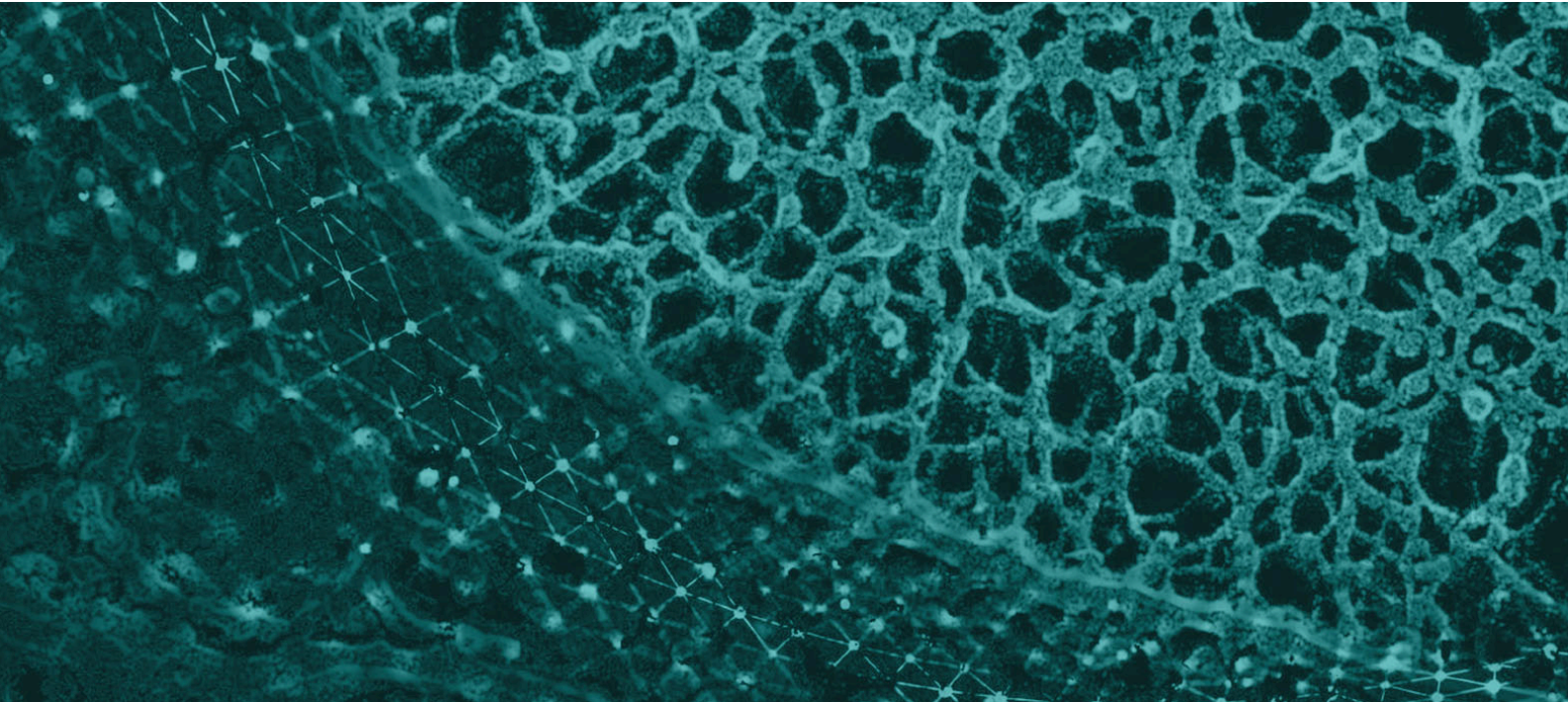


InnovaMatrix[®] AC

Placental Extracellular Matrix



InnovaMatrix[®] Advanced Care (AC)
is the first-ever placental-derived medical device
cleared by the FDA for wound management.

InnovaMatrix® AC

is an innovative advancement in Extracellular Matrix (ECM) for acute, traumatic, and chronic wound management. Manufactured with Convatec's proprietary TriCleanse™ Placental Extracellular Matrix (ECM) Process, InnovaMatrix® AC is a next generation amnion/chorion device that preserves the inherent benefits of the placenta^{1,2} while adding the reliability, reproducibility, and safety profile of a regulated medical device^{3,4}.

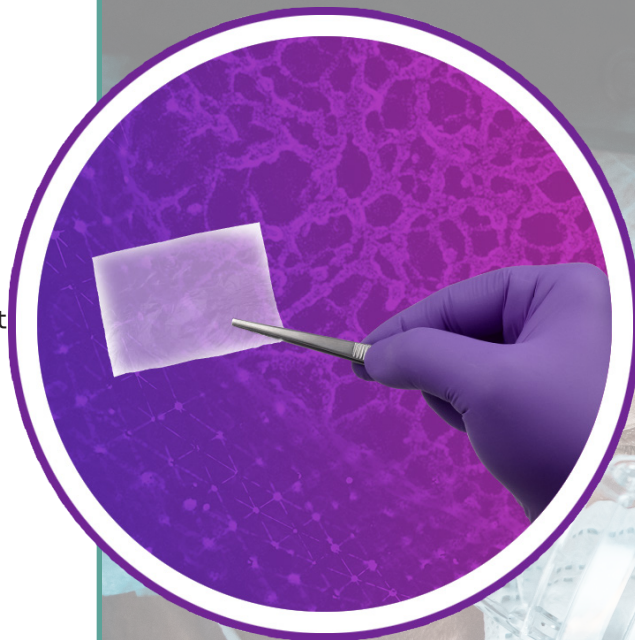
After an extensive review of Convatec's stringent testing, product characterization, and proprietary processing technology, the FDA cleared InnovaMatrix® AC as the **first-ever placental-derived medical device for wound management**.

**InnovaMatrix® AC
was cleared by the
FDA through the 510(k)
medical device pathway.
FDA-cleared devices
undergo rigorous review.**

InnovaMatrix® AC

Placental ECM

- No product preparation required
- No specific orientation for placement
- Ambient temperature storage





A Critical Balance

Effective decellularization removes cells and cellular debris while maintaining the structural proteins of the ECM⁵.

The Importance of Decellularization

The presence of cells and cellular debris in an ECM can cause an inflammatory response by the host wound site to remove such debris through a type 1 macrophage response of phagocytosis. Effective decellularization of the ECM provides a cleaner scaffold in which the host wound site can respond immediately via collagen deposition upon placement.^{6,7}

Indications for Use:

- Partial- and full-thickness wounds
- Pressure ulcers
- Venous ulcers
- Diabetic ulcers
- Chronic vascular ulcers
- Tunneled/undermined wounds
- Surgical wounds
(donor sites/grfts, post-Mohs surgery, post-laser surgery, podiatric, wound dehiscence)
- Trauma wounds
(abrasions, lacerations, and skin tears)
- Partial-thickness second degree burns
- Draining wounds

Material for Advanced Care

While the benefits of placental-derived allografts^{1,2} are well documented, human-derived grafts can be extremely variable due to the unique medical histories and social behaviors of each donor⁸⁻¹⁵. Knowing this obstacle, a source was selected that is controlled for age, diet, health, and activity level, thereby greatly reducing the variability of the raw material used to manufacture InnovaMatrix[®] AC. Along with this consistent source material, InnovaMatrix[®] AC is manufactured under strict guidelines to ensure our customers are provided with reliable and reproducible ECM products.

TriCleanse™ Placental ECM Process

InnovaMatrix[®] AC is manufactured using the breakthrough proprietary TriCleanse™ Process. While balancing the need to maintain the native properties of the placental tissues, the TriCleanse™ Process achieves the following:

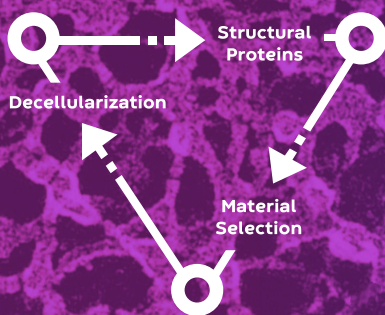
- Viral inactivation¹⁶
- Terminal sterilization¹⁷
- Decellularization of ECM⁴

1. Shaifur Ra, M., Islam, R., Asaduzzama, S.M., & Shahedur R, M. (2015). Properties and Therapeutic Potential of Human Amniotic Membrane. *Asian Journal of Dermatology*, 7(1), 1-12. doi: 10.3923/ajd.2015.112
2. Fairbairn, N. G., Randolph, M. A., & Redmond, R. W. (2014). The clinical applications of human amnion in plastic surgery. *Journal of Plastic, Reconstructive & Aesthetic Surgery*, 67(5), 662-675
3. K193552 510(k) Summary
4. Data on File -- RDR-002
5. Gilpin, A., Yang, Y. Decellularization Strategies for Regenerative Medicine: From Processing Techniques to Applications. *Biomed Res Int*. 2017;2017:9831534. doi: 10.1155/2017/9831534. Epub 2017 Apr 30. PMID: 28540307; PMCID: PMC5429943
6. Keane, T. J., Londono, R., Turner, N. J., & Badyjak, S. F. (2012). Consequences of ineffective decellularization of biologic scaffolds on the host response. *Biomaterials*, 33(6), 1771-1781. doi:10.1016/j.biomaterials.2011.10.054
7. Sicari, B. M., Dziki, J. L., Siu, B. F., Medberry, C. J., Dearth, C. L., & Badyjak, S. F. (2014). The promotion of a constructive macrophage phenotype by solubilized extracellular matrix. *Biomaterials*, 35(30), 8605-8612. doi:10.1016/j.biomaterials.2014.06.060
8. Cardinal, L. J. (2015). Central tendency and variability in biological systems. *J Community Hosp Intern Med Perspect*, 5(3), 27930. doi:10.3402/jchimp.v5.27930
9. Collier, A. C., Tingle, M. D., Paxton, J. W., Mitchell, M. D., & Keelan, J. A. (2002). Metabolizing enzyme localization and activities in the first trimester human placenta: the effect of maternal and gestational age, smoking and alcohol consumption. *Hum Reprod*, 17(10), 2564-2572. doi:10.1093/humrep/17.10.2564
10. DuBois, B. N., O'Tierney-Ginn, P., Pearson, J., Friedman, J. E., Thornburg, K., & Cherala, G. (2012). Maternal obesity alters fetoplacental cytochrome P4501A1 activity. *Placenta*, 33(12), 1045-1051. doi:10.1016/j.placenta.2012.09.008
11. Huuskonen, P., Amezaga, M. R., Bellingham, M., Jones, L. H., Stovik, M., Hakkinen, M., ... Pasanen, M. (2016). The human placental proteome is affected by maternal smoking. *Reprod Toxicol*, 63, 22-31. doi:10.1016/j.reprotox.2016.05.009
12. McRobbie, D. J., Glover, D. D., & Tracy, T. S. (1998). Effects of gestational and overt diabetes on human placental cytochromes P450 and glutathione S-transferase. *Drug Metab Dispos*, 26(4), 367-371. Retrieved from <https://www.ncbi.nlm.nih.gov/pubmed/9531526>
13. O'Huallachain, M., Karczewski, K. J., Weissman, S. M., Urban, A. E., & Snyder, M. P. (2012). Extensive genetic variation in somatic human tissues. *Proc Natl Acad Sci U S A*, 109(44), 18018-18023. doi:10.1073/pnas.1213736109
14. Paakkari, P., Stockmann, H., Kantola, M., Wegner, P., Lauper, U., Huch, R., ... Pasanen, M. (2000). Maternal drug abuse and human term placental xenobiotic and steroid metabolizing enzymes in vitro. *Environ Health Perspect*, 108(2), 141-145. doi:10.1289/ehp.00108141
15. Strolin-Benedetti, M., Brogini, G., Bani, M., Oesch, F., & Hengstler, J. G. (1999). Association of cytochrome P450 induction with oxidative stress in vivo as evidenced by 3-hydroxylation of salicylate. *Xenobiotica*, 29(11), 1171-1180. doi:10.1080/004982599238038
16. Data on file - TR-0103
17. Data on file - TR-0107

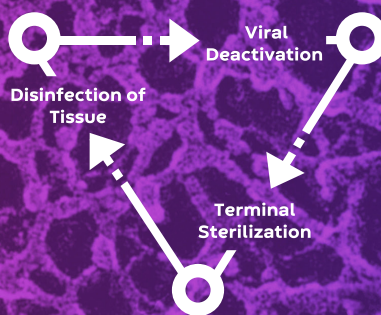
The InnovaMatrix[®] Equation

First placental-derived medical devices
for surgical and chronic wounds

Performance



Safety



+

=

InnovaMatrix[®] Platform

- Innovative
- Reliable
- Affordable

How to Order:

To order, please
contact your local rep
or call 901.333.6000.



Versatile Sizing:

15mm Disc
IMX-15MM-01

2cm x 2cm
IMX-0202-01

4cm x 4cm
IMX-0404-01

4cm x 6cm
IMX-0406-01

5cm x 5cm
IMX-0505-01



Visit Triadls.com



convatec

— forever caring —

Convatec Triad Life Sciences, LLC

1770 Moriah Woods Blvd., Suite 18, Memphis, TN 38117

MKT-2022-0063 V04